

26-2500 Series

Regulators - Relief / Backpressure

D26251944X012

Specifications

For other materials or modifications, please consult TESCOM.

OPERATING PARAMETERS

Pressure rating per criteria of ANSI/ASME B31.3

Controlled Pressure Ranges

0-20, 0-50, 0-125, 0-200 psig
 0-1.4, 0-3.4, 0-8.6, 0-13.8 bar
 0-300 psig / 0-20.7 bar for Air Load

Design Proof Pressure

150% maximum rated

Leakage

Bubble-tight

Operating Temperature

-20°F to 165°F / -29°C to 74°C

Flow Capacity

$C_v = 5.0$

MEDIA CONTACT MATERIALS

Body, Bonnet, Back-cap

316 Stainless Steel or Brass

Main Valve Seat

Buna-N, Ethylene Propylene (E.P.), Chemraz®, or Viton®

Diaphragm

Gylon®, Viton®

O-Rings

Buna-N, Ethylene Propylene (E.P.), Chemraz®, or Viton®

Remaining Parts

300 Series Stainless Steel, Nitronic 60

OTHER

Cleaning

CGA 4.1 and ASTM G93

Weight

Stainless Steel: 15 lbs / 6.8 kg

Brass: 16 lbs / 7.3 kg

Viton® is a registered trademark of E.I. du Pont de Nemours and Company.

Gylon® is a registered trademark of Garlock, Inc.

Chemraz® is a registered trademark of Greentweed.



DOME LOADED

SPRING LOADED



TESCOM 26-2500 Series has a $C_v = 5.0$ for high flow backpressure applications. Large diaphragm provides excellent sensitivity and minimal crack-to-reseat pressure differential.

Application

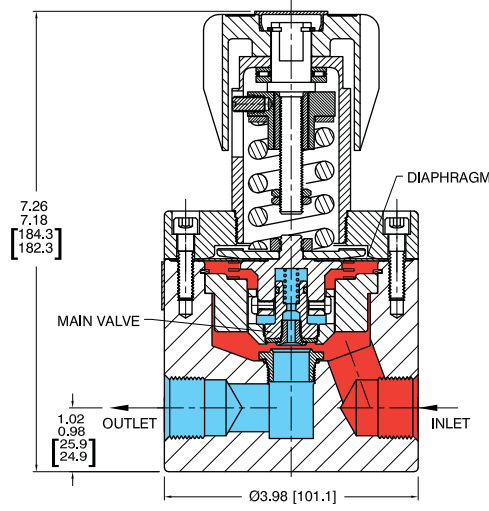
- Pump discharge pressure control

Features and Benefits

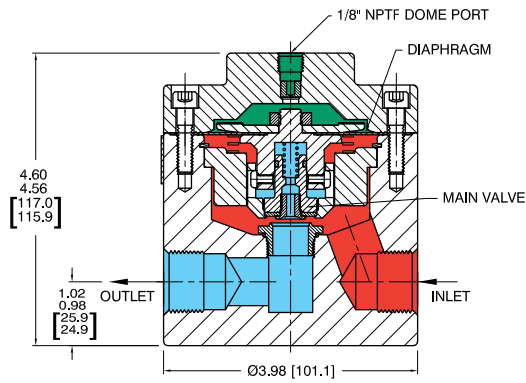
- High flow capacity
- Close pressure differential between crack and reseat
- Bubble-tight shutoff at all reseating pressures
- Large diaphragm provides maximum sensitivity
- Dome loaded and air actuated options are available
- Four control pressure ranges

26-2500 Series Regulator Drawings

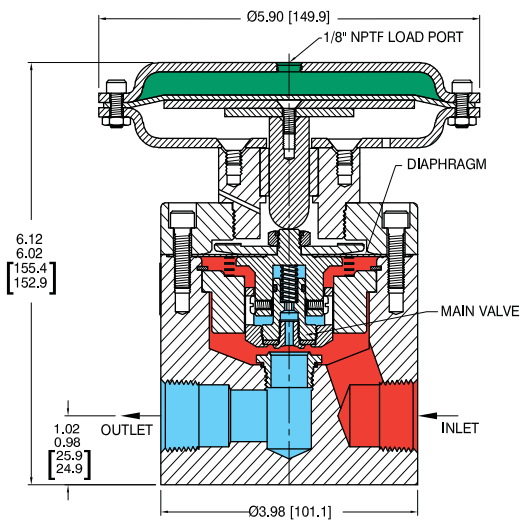
SPRING LOAD



DOME LOAD



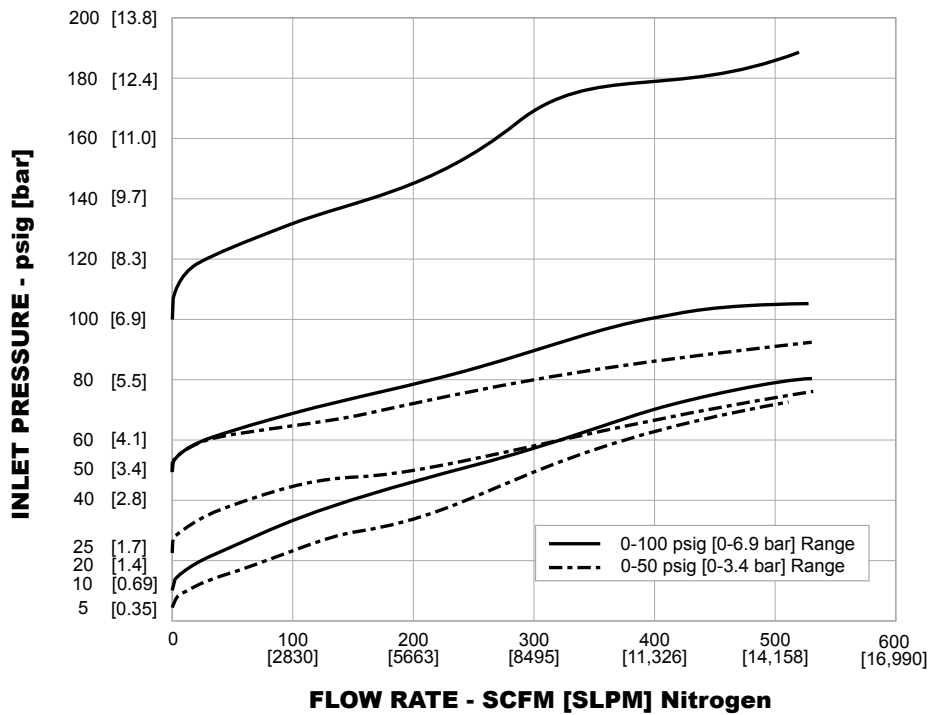
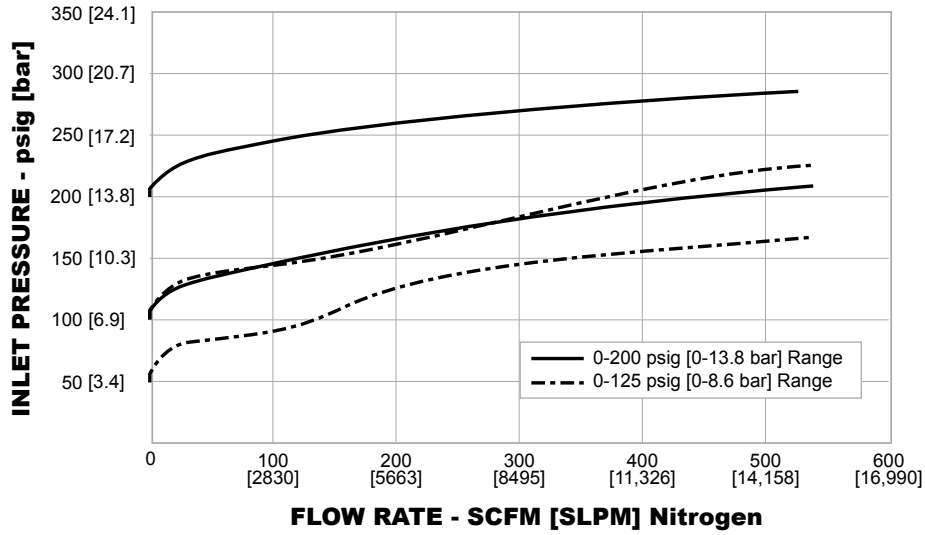
AIR LOAD



All dimensions are reference & nominal
Metric [millimeter] equivalents are in brackets

26-2500 Series Regulator Flow Charts

For more information on how to read flow curves, please refer to the Flow Curves and Calculations document (debul2007x012) in the TESCOM catalog or on www.tescom.com.



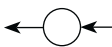
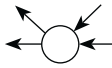
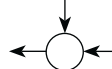
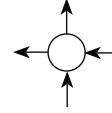
26-2500 Series Regulator Part Number Selector

Repair Kits, Accessories & Modifications may be available for this product. Please contact TESCOM for more information.

Example for selecting a part number:

H – SPRING LOAD,
HANDKNOB ADJUST
D – DOME LOAD
A – AIR LOAD

26-25 6 1 E 2 08 H G A

| BASIC SERIES | BODY, BONNET, BACK-CAP MATERIAL | INLET PRESSURE | O-RING AND VALVE SEAT MATERIAL | | INLET AND OUTLET PORT TYPE | INLET AND OUTLET PORT SIZE | DIAPHRAGM MATERIAL | PORTING CONFIGURATION |
|--------------|---------------------------------|---|--|-----------------------|----------------------------|----------------------------|---|--|
| | | | O-Ring | Valve Seat | | | | |
| 26-25 | 1 – Brass | 0 – 0-20 psig 0-1.4 bar | B – Buna-N | Buna-N 90 | 1 – SAE | 08 – 1/2" | G – Gylon® | A – No gauge ports  |
| | 6 – 316 Stainless Steel | 1 – 0-50 psig 0-3.4 bar | E – Ethylene Propylene | Ethylene Propylene 80 | 2 – NPTF | 12 – 3/4" | V – Viton® (spring and dome load only) | B – 2 gauge ports at 60°  |
| | | 2 – 0-125 psig 0-8.6 bar | M – Chemraz® | Chemraz® 75 | 3 – MS33649 | 16 – 1" | | F – 1 inlet gauge port at 90°  |
| | | 3 – 0-200 psig 0-13.8 bar | D – 0-200 psig 0-13.8 bar (dome loaded only) | V – Viton® | Viton® | | | L – 2 gauge ports at 90°  |
| | | 3 – 0-300 psig 0-20.7 bar (air loaded only) | | | | | | |