

44-2300 Series

Regulators - Relief / Backpressure

D44231774X012

Specifications*For other materials or modifications, please consult TESCOM.***OPERATING PARAMETERS***Pressure rating per criteria of ANSI/ASME B31.3***Controlled Pressure Ranges**0-25, 0-50, 0-100, 0-250 psig
0-1.7, 0-3.4, 0-6.9, 0-17.2 bar**Design Proof Pressure**

150% maximum rated

Leakage**Internal:** Bubble-tight**External:** Design to meet $< 2 \times 10^{-8}$ atm cc/sec He**Operating Temperature**

-40°F to 140°F / -40°C to 60°C

Flow Capacity $C_v = 0.08$ **Maximum Operating Torque**

30 in-lbs / 3.4 N•m

MEDIA CONTACT MATERIALS**Body**

316 Stainless Steel, Brass, or Monel

Bonnet

300 Series Stainless Steel, Brass

Seat

CTFE

Diaphragm

316 Stainless Steel or Elgiloy®

Remaining Parts

316 Stainless Steel, Monel (for Monel body)

OTHER**Cleaning**

CGA 4.1 and ASTM G93

Weight (without gauges)

2 lbs / 0.9 kg

Elgiloy® is a registered trademark of Elgiloy Corp.

TESCOM 44-2300 Series is a compact, lightweight, single-stage backpressure regulator for specialty, flammable, and industrial gas flows of less than 4 SCFM / 113 SLPM. Diffusion-resistant metal diaphragm seal ensures gas purity and integrity.

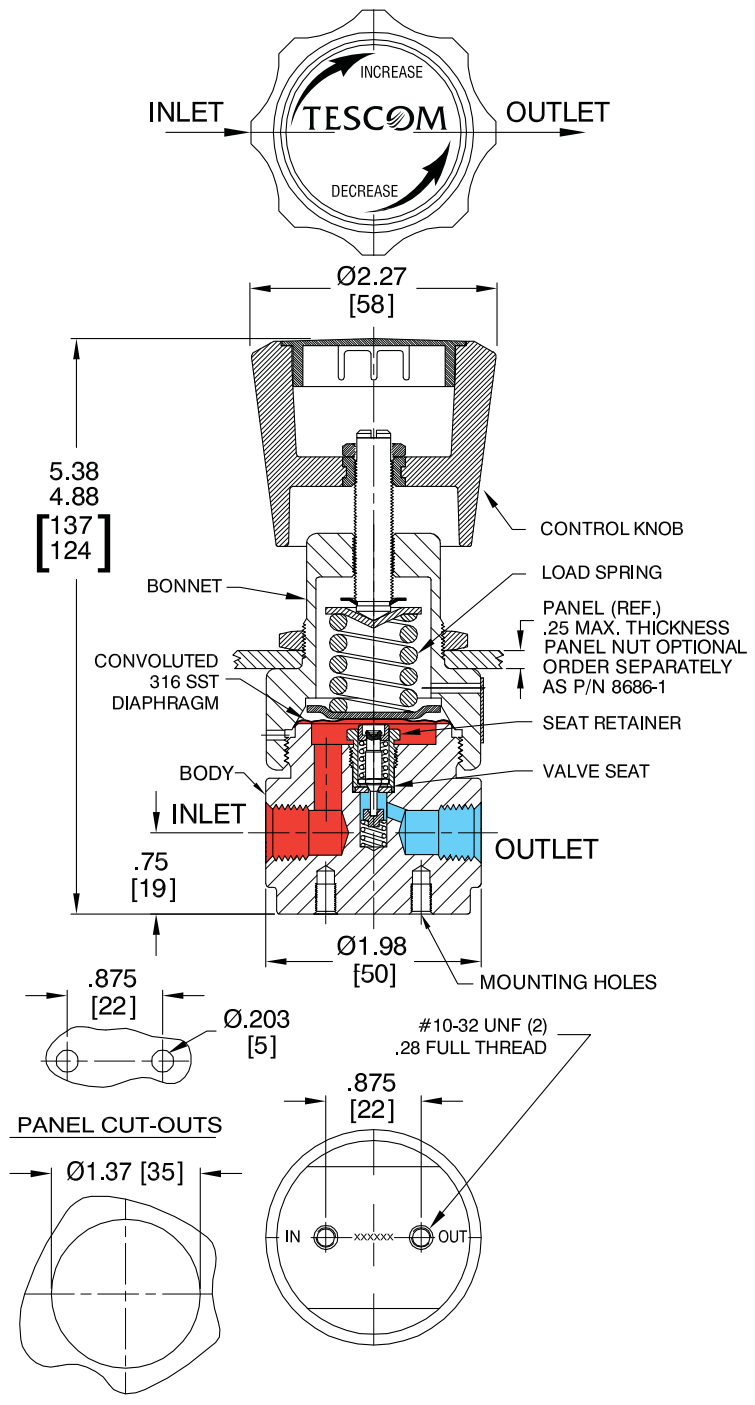
Applications

- Analytical systems
- Gas sampling
- Pilot plants
- OEM packages
- R & D laboratories

Features and Benefits

- Reduces contamination and provides accurate regulation of corrosive or non-corrosive gases
- Convoluted metal-to-metal sealed diaphragm
- Close pressure differential between crack and reseal
- Compact and economical
- Dome loading is optional
- Panel mounting is available

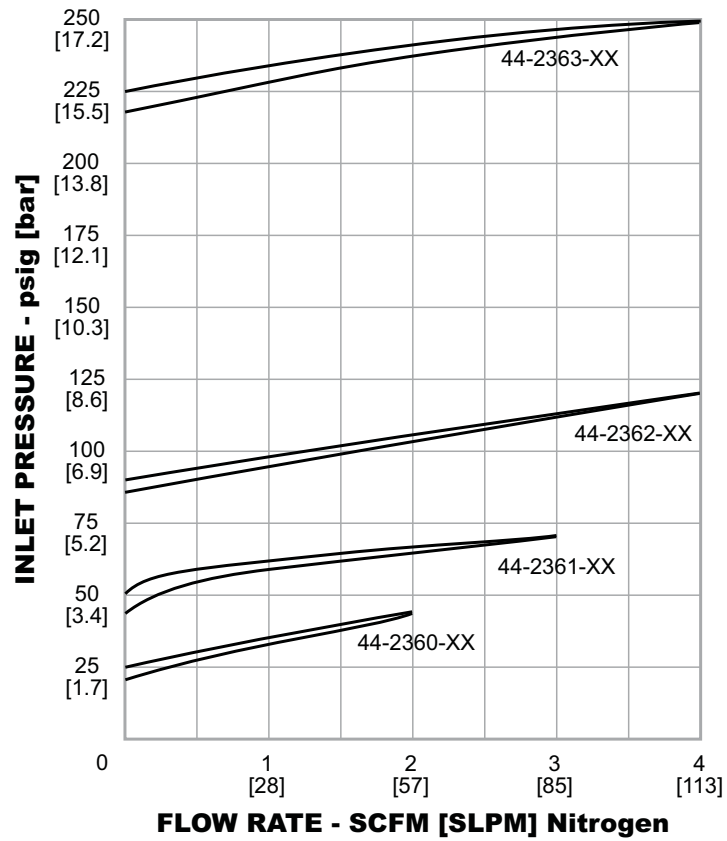
44-2300 Series Regulator Drawing



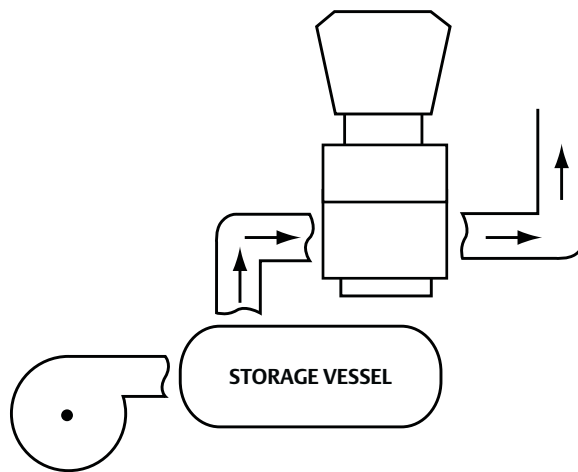
All dimensions are reference & nominal
Metric [millimeter] equivalents are in brackets

44-2300 Series Regulator Flow Chart

For more information on how to read flow curves, please refer to the Flow Curves and Calculations document (debul2007x012) in the TESCOM catalog or on www.tescom.com.



44-2300 Typical Application



44-2300 Series Regulator Part Number Selector

Repair Kits, Accessories & Modifications may be available for this product. Please contact TESCOM for more information.

Example for selecting a part number:

44-23 6 3 - 2 4

BASIC SERIES	BODY MATERIAL	DIAPHRAGM	SPRING	REMAINING PARTS	CONTROLLED PRESSURE RANGES	INLET AND OUTLET PORT TYPE	INLET AND OUTLET PORT SIZE
44-23	1 – Brass	316 Stainless Steel	316 Stainless Steel	316 Stainless Steel	0 – 0-25 psig 1.7 bar	2 – NPTF	4 – 1/4"
	6 – 316 Stainless Steel	316 Stainless Steel	316 Stainless Steel	316 Stainless Steel	1 – 0-50 psig 3.4 bar		
	9 – Monel	Elgiloy®	Elgiloy®	Monel	2 – 0-100 psig 6.9 bar		
					3 – 0-250 psig 17.2 bar		