SPRING LOADED. HAND OPERATED, NON VENTING
PRESSURE REDUCING REGULATOR

GENERAL SPECIFICATIONS:

INLET PRESSURE: SEE TABLE IV
OUTLET PRESSURE: SEE TABLE III
DESIGN PROOF PRESSURE: 150% OF RATED PRESSURE
PRESSURE RATING: PER CRITERIA OF ANSI/ASME B31.3
OPERATING TEMPERATURE: -15°F TO +165°F
UP TO 400°F WITH VESPEL SEAT & VITON DIAPHRAGM

LEAKAGE: INTERNAL: BUBBLE TIGHT
FLOW CAPACITY (C.v.) SEE TABLE V
MAXIMUM OPERATING TOQUE: 30 IN-LBS.
WEIGHT W/OUT GAUGES: BRASS 2.4 LB.
ALUM. 1 LB.

MATERIALS CONTACTING LINE MEDIA:

SEAT: SEE TABLE IV
FRICTION SLEEVE (INNER): TEFLON
FRICTION SLEEVE (OUTER): 316 SST
BODY: SEE TABLE II
DIAPHRAGM: SEE TABLE VI
FILTER: 316 SST 1/4 NPT ONLY
REMAINING PARTS: 300 SST

ASSEMBLY INFORMATION:

FOR ASSEMBLY OF THIS UNIT USE SPEC:
A60708-02 - C.v.= .06 ELAST. DIAPHRAGM
A60708-06 - C.v.= .06 ELAST. DIAPHRAGM DOME LOADED

ALL DIMENSIONS REFERENCE

DAXXXXXXXXXXX

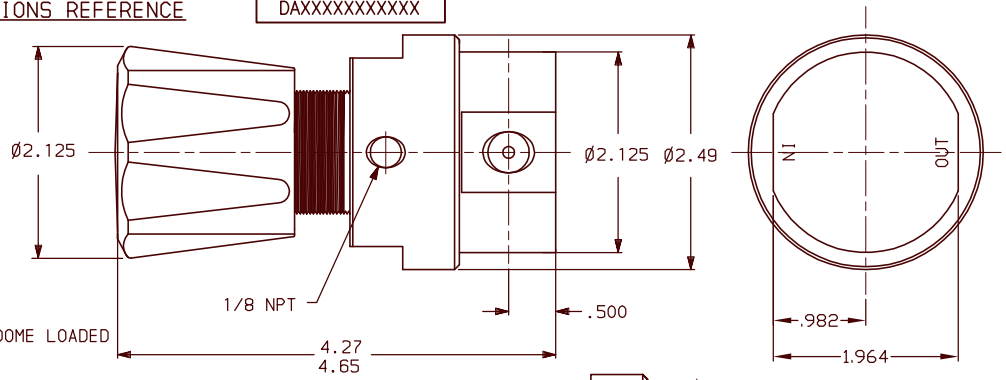

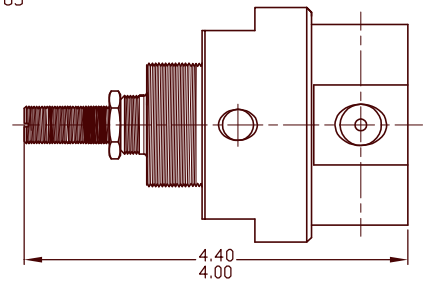

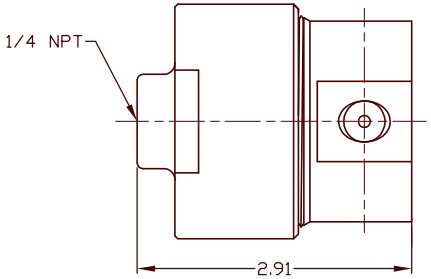

BASIC SERIES

DA130K2B9AAA9

FUNCTION / LOAD TYPE — BODY MATERIAL — OUTLET PRESSURE — SEAT MATERIAL — Cv. = — DIAPHRAGM MATERIAL — OPTIONS — PORTING CONFIGURATION — INLET PORT — OUTLET PORT — GAUGE OR GAUGES

TABLE I	FUNCTION / LOAD TYPE
	STANDARD P.R.
	1 - HANDKNOB ADJUSTING
	2 - SCREWDRIVER ADJUSTING
	3 - CAPT. BONNET/HAND ADJUSTING
	4 - CAPT. BONNET/SCREW ADJUSTING
	ABSOLUTE P.R.
	A - HANDKNOB ADJUSTING
	B - SCREWDRIVER ADJUSTING
	C - CAPT. BONNET/HAND ADJUSTING
	D - CAPT. BONNET/SCREW ADJUSTING
	E - DOME LOADED (MAX. DOME: PRESS. 125 PSI)

TABLE II	BODY MATERIAL
	1 - BRASS
	3 - ALUMINUM

TABLE III	OUTLET PRESSURE STANDARD	ABSOLUTE PRESSURE
	0 - - - - - - -	28" Hg VAC-100 PSIG (DOME LOAD ONLY.)
	1 - 0-15 PSIG (0-2.1 BAR)	28" Hg VAC-15 PSIG (67 mBAR ABS.-2.1 BAR ABS.)
	2 - 0-50 PSIG (0-4.1 BAR)	28" Hg VAC-50 PSIG (67 mBAR ABS.-4.5 BAR ABS.)
	3 - 0-100 PSIG (0-8.3 BAR)	28" Hg VAC-100 PSIG (67 mBAR ABS.-7.9 BAR ABS.)
	4 - 0-350 PSIG (0-24.1 BAR)	28" Hg VAC-350 PSIG (67 mBAR ABS.-25 BAR ABS.)

TABLE IV	SEAT MATERIAL
	K - CTFE INLET 4500 PSI MAX.
	V - VESPEL INLET 4500 PSI MAX.
	T - TEFLON INLET 500 PSI MAX.

TABLE V	Cv. =
	1 - Cv. = .06

INLET, OUTLET & GA. STANDARD PORT TYPE & SIZE CHART

PORT TYPE	PORT SIZE 1/4	NONE	SPEC.
SAE	B	9	1541
NPT	F		7600-4
MS33649	J		2000

STANDARD PORTING CONFIGURATION (1/4" NPT GAUGE PORTS)

A - NO GAUGE PORTS

D - OUT GAUGE @ 90°

B - IN & OUT GAUGE @ 60° (60° / 60°)

L - IN & OUT GAUGE @ 90°

TABLE V

TABLE VII	MOUNTING
	9 - NONE
	P - PANEL MOUNTING

TABLE VI	DIAPHRAGM MATERIAL
	B - BUNA-N
	E - ETHYLENE PROPYLENE
	V - VITON

NOTES:

1. REGULATOR INCORPORATES AN ADJUSTABLE STOP WHICH ALLOWS THE MAXIMUM OUTLET PRESSURE TO BE LIMITED TO ANY VALUE BETWEEN THE MAXIMUM RATED VALUE AND 50% OF THE MAXIMUM RATED VALUE.

REV.	DATE	ECO NO.	BY:	APPR
AL	12-13-05	1746-05	RAG	MKS
AK	11-10-04	1803-04	SKO	MKS
AJ	9-14-04	1684-04	JK	MKS
AH	6-30-04	1529-04	JK	DP
AG	6-24-04	1512-04	JK	MKS
AF	6-17-04	1484-04	JK	MKS
AE	12-8-03	1890-03	JK	MKS
AD	7-23-02	1011-02	SKO	DP
AC	7-17-02	1-02	EWN	MKS
AB	3-25-02	790-02	EWN	MKS

REVISIONS

REFERENCE DRAWING(S)

TESCOM CORPORATION
INDUSTRIAL CONTROLS DIVISION
ELK RIVER, MN USA

INFORMATION CONTAINED ON THIS DOCUMENT IS THE PROPERTY OF TESCOM CORPORATION. NO RIGHTS ARE CONVEYED NOR IS PERMISSION TO DISCLOSE TO OTHERS GIVEN.

UNLESS OTHERWISE SPECIFIED:
.0 ± .020 ANGLES: ±1°
.00 ± .010
.000 ± .005
SURFACE ROUGHNESS: 100√
CORNER & FILLET RADII: .005-.020
THREADS: CLASS 2
REMOVE ALL BURRS
MFG. SPEC. 60301

DRAWING MADE IN THIRD ANGLE PROJECTION
(DO NOT SCALE DRAWING)

MATERIAL: x

FINISH: x

DRAWN BY:		CHECKED BY:		APPROVED BY:	
JLS	9-20-99	MKS	6-2-00	MKS	6-2-00

NAME: INSTALLATION INFO.

SCALE: 1:1 | SIZE: C | NUMBER: DAXXXXXXXXXXX
CODE NO. 13669 | SHT. 1 OF 1

305-0.F3 6/95

2BC